



## Setting Security Preferences

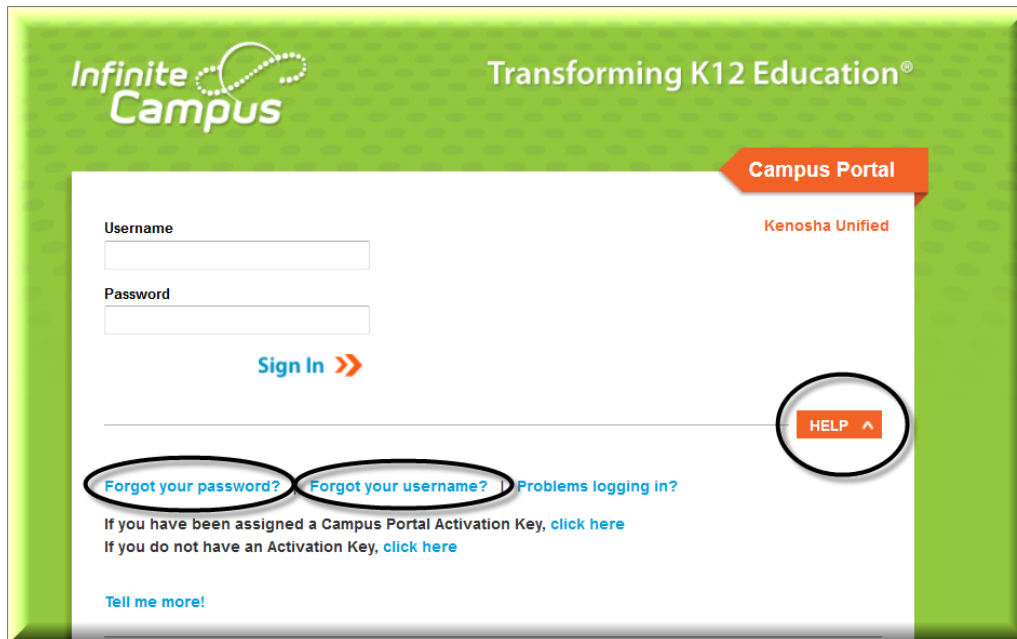
- When Users log into the Portal they will be asked to update their security preferences. This may be skipped three times, however on the fourth time this information will be required. Users will be asked to choose likes and dislikes using pictures.

The screenshot shows a green header with the Infinite Campus logo on the left and the text "Transforming K12 Education®" on the right. Below the header is a white box with an orange arrow pointing to the text "Security Preferences" and "Update Your Security Preferences". The main text reads: "To better protect your privacy and security, going forward all users will be required to add additional security preferences when registering a new account or logging into an existing account. Security preferences are another layer of protection for your account and will allow you to reset your password should you ever need to. Users can log in up to three times before these settings will be required." Below this text is the question "Would you like to update your security preferences now?" and two buttons: "Yes >>" and "Not Now X". At the bottom, there is a copyright notice: "©2003-2015 Infinite Campus, Inc. www.infinitecampus.com".

The screenshot shows a "Set User Preferences" interface. It is divided into two main sections: "Likes" and "Dislikes", separated by the word "AND". Each section has a grid of 9 images and a status bar at the bottom that says "You have selected 0 of 8 likes" or "You have selected 0 of 8 dislikes". The "Likes" section has tabs for "Activities", "Animals", "Food", "Other", and "Sports". The "Dislikes" section also has the same tabs. The images in the "Likes" section include a cruise ship, a laptop, piano keys, a guitar, a person kayaking, a person climbing, dice, a sailboat, and a boat. The images in the "Dislikes" section include a guitar, dice, a sailboat, piano keys, a person climbing, a laptop, a cruise ship, a person climbing, and a tent.

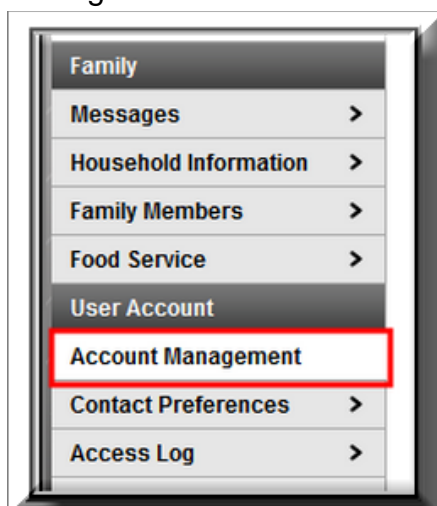
## Forgot Password/User Name

- Click Help on the Campus Portal main screen
- Select either Forgot Your Password or Forgot Your Username
- Information will be emailed to the User
- Users will be asked to enter 4 of their likes/dislikes and reset their password. The password must be 8-10 characters long and it is recommended to include a capital letter and number.



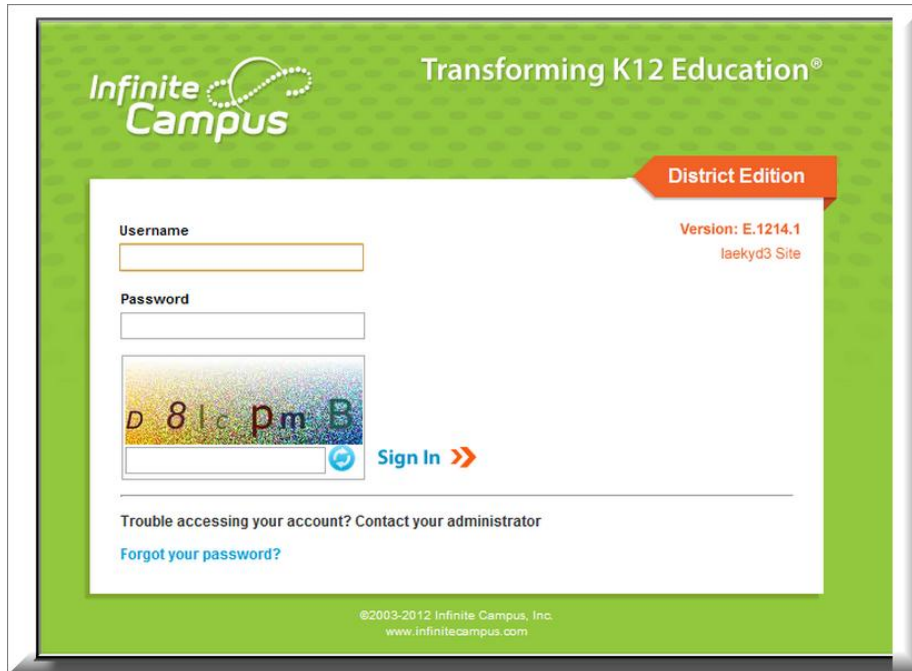
## Portal User Account Management

- Users can change their security preferences in the Portal in Account Management. Users can change their password and their likes and dislikes.



## Incorrect Log in Attempts

- Users who incorrectly enter their log in information multiple times will be required to a CAPTCHA to be able to log in. Once the user name, password, and CAPTCHA have been entered correctly one time the log in will return to normal.



The screenshot displays the Infinite Campus login interface. At the top left is the Infinite Campus logo, and at the top right is the tagline "Transforming K12 Education®". A red banner on the right side indicates "District Edition". Below the banner, the version "Version: E.1214.1" and site name "laekyd3 Site" are shown. The login form includes fields for "Username", "Password", and a CAPTCHA image with the text "D 8 | c p m B". A "Sign In" button with a right-pointing arrow is located to the right of the CAPTCHA field. Below the form, there are links for "Trouble accessing your account? Contact your administrator" and "Forgot your password?". The footer contains the copyright information: "©2003-2012 Infinite Campus, Inc. www.infinitecampus.com".